



PRODUCTS & MERCHANDISE

COMPANY

Sizing Charts



Boys Sizing Charts

Boys 0 - 6

Size	Chest (cm)	Waist (cm)	Hip (cm)
0	50	50	50
1	53	52	53
2	56	54	56
3	58	55	59
4	60	56	62
5	62	57	64
6	64	58	66



Measuring Guide

A - Chest

Measure under arms around the fullest part of the chest. Be sure to keep tape level across back and comfortably loose.

B - Waist

Measure the circumference around the narrowest part of the waistline with one forefinger between the body and the measuring tape.

C - Hip

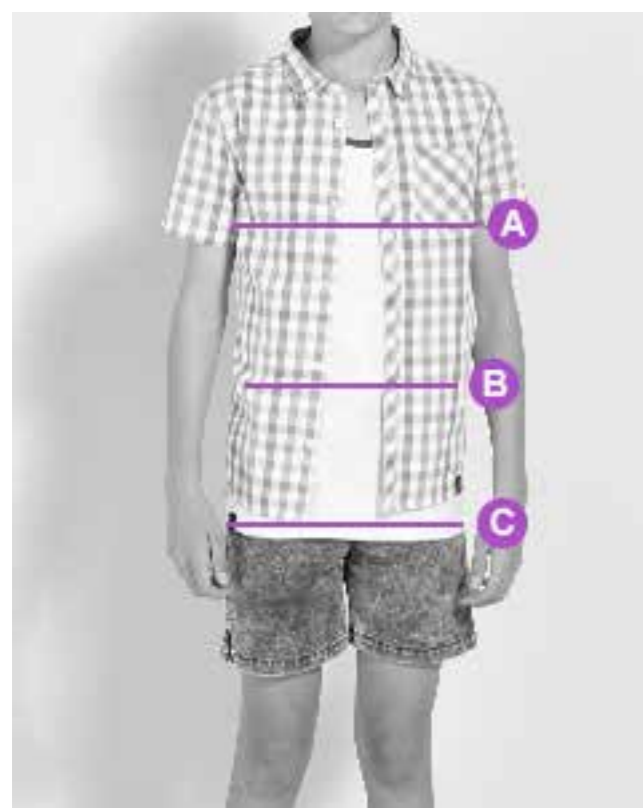
Measure the circumference at the fullest and widest part of the lower hip.



Boys Sizing Charts

Boys 7 - 16

Size	Chest (cm)	Waist (cm)	Hip (cm)	Height (cm)
7	66	59	68	125
8	68	60	70	130
10	72	64	74	140
12	76	68	78	150
14	80	72	84	160
16	86	76	90	170



Measuring Guide

A - Chest

Measure under arms around the fullest part of the chest. Be sure to keep tape level across back and comfortably loose.

B - Waist

Measure the circumference around the narrowest part of the waistline with one forefinger between the body and the measuring tape.

C - Hip

Measure the circumference at the fullest and widest part of the lower hip.

D - Height

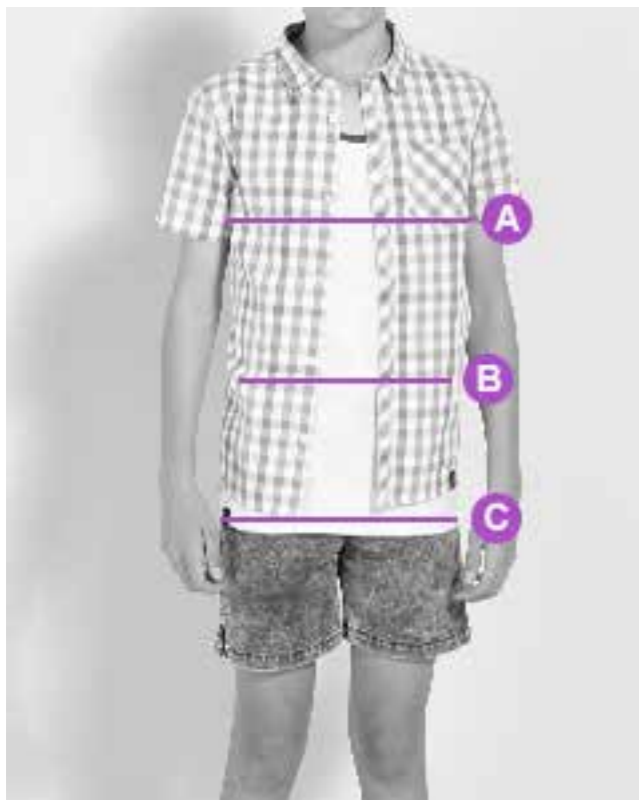
Measure with feet together from the top of the head to heels without shoes.



Boys Sizing Charts

Boys Schoolwear

Size	Height (cm)	Chest (cm)	Waist (cm)	Hip (cm)
4	108	60	56	62
5	115	62	57	64
6	120	64	58	66
7	125	66	59	68
8	130	68	60	70
10	140	72	64	74
12	150	76	68	78
14	160	80	72	84
16	170	86	76	90
18	180	92	80	96
20	181	97	85	101
22	182	102	90	106



Measuring Guide

A - Chest

Measure under arms around the fullest part of the chest. Be sure to keep tape level across back and comfortably loose.

B - Waist

Measure the circumference around the narrowest part of the waistline with one forefinger between the body and the measuring tape.

C - Hip

Measure the circumference at the fullest and widest part of the lower hip.

D - Height

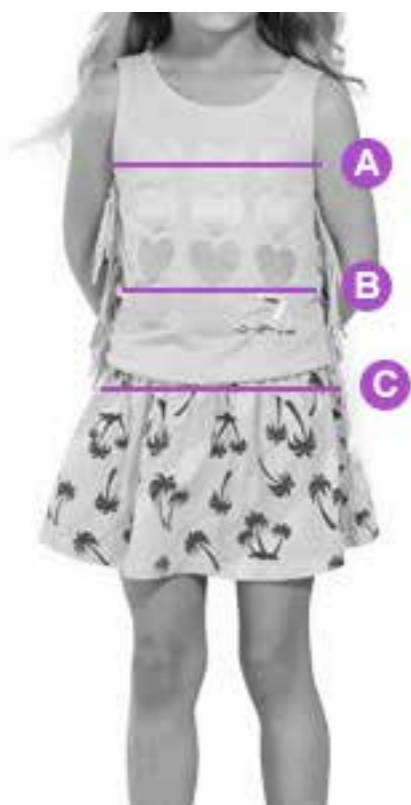
Measure with feet together from the top of the head to heels without shoes.



Girls Sizing Charts

Girls 0 - 6

Size	Chest (cm)	Waist (cm)	Hip (cm)
0	50	50	50
1	53	52	53
2	56	54	56
3	58	55	59
4	60	56	62
5	62	57	64
6	64	58	66



Measuring Guide

A - Chest

Measure under arms around the fullest part of the chest. Be sure to keep tape level across back and comfortably loose.

B - Waist

Measure the circumference around the narrowest part of the waistline with one forefinger between the body and the measuring tape.

C - Hip

Measure the circumference at the fullest and widest part of the lower hip.

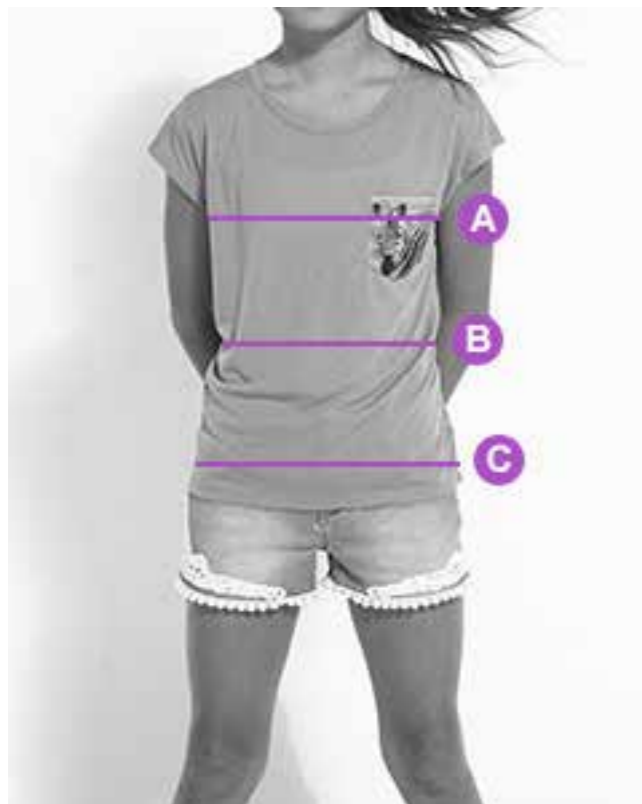
Girls Sizing Charts



PRODUCTS & MERCHANDISE
COMPANY

Girls 7 - 16

Size	Chest (cm)	Waist (cm)	Hip (cm)	Height (cm)
7	66	59	68	125
8	68	60	72	130
10	72	64	78	140
12	80	64	78	150
14	86	66	90	160
16	90	70	95	165



Measuring Guide

A - Chest

Measure under arms around the fullest part of the chest. Be sure to keep tape level across back and comfortably loose.

B - Waist

Measure the circumference around the narrowest part of the waistline with one forefinger between the body and the measuring tape.

C - Hip

Measure the circumference at the fullest and widest part of the lower hip.

D - Height

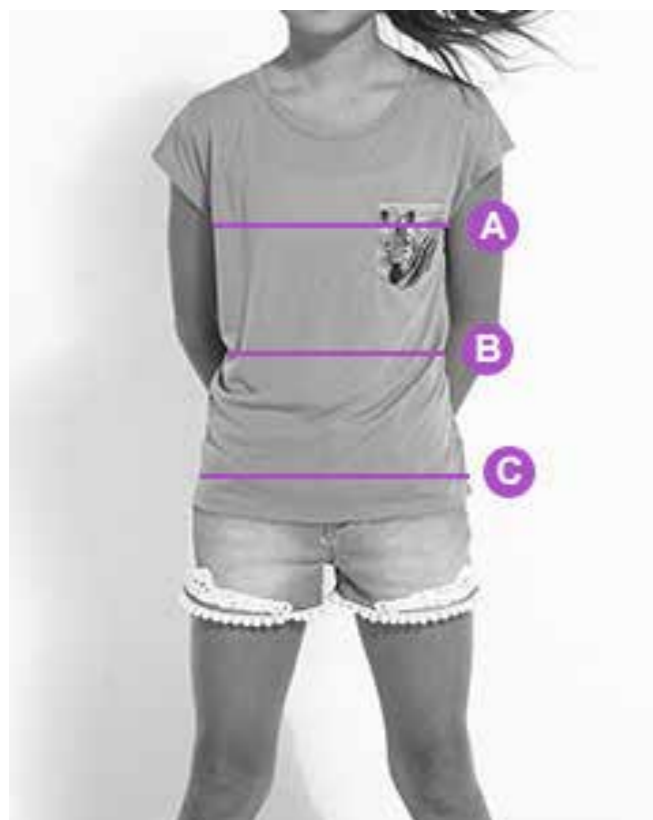
Measure with feet together from the top of the head to heels without shoes.



Girls Sizing Charts

Girls Schoolwear

Size	Height (cm)	Chest (cm)	Waist (cm)	Hip (cm)
4	108	60	56	62
5	115	62	57	64
6	120	64	58	66
7	125	66	59	68
8	130	68	60	72
10	140	74	62	78
12	150	80	64	84
14	160	86	66	90
16	165	90	70	95
18	170	95	75	100
20	171	100	80	105
22	172	105	85	110



Measuring Guide

A - Chest

Measure under arms around the fullest part of the chest. Be sure to keep tape level across back and comfortably loose.

B - Waist

Measure the circumference around the narrowest part of the waistline with one forefinger between the body and the measuring tape.

C - Hip

Measure the circumference at the fullest and widest part of the lower hip.

D - Height

Measure with feet together from the top of the head to heels without shoes.



Children Sizing Charts Shoes

Children's Shoes

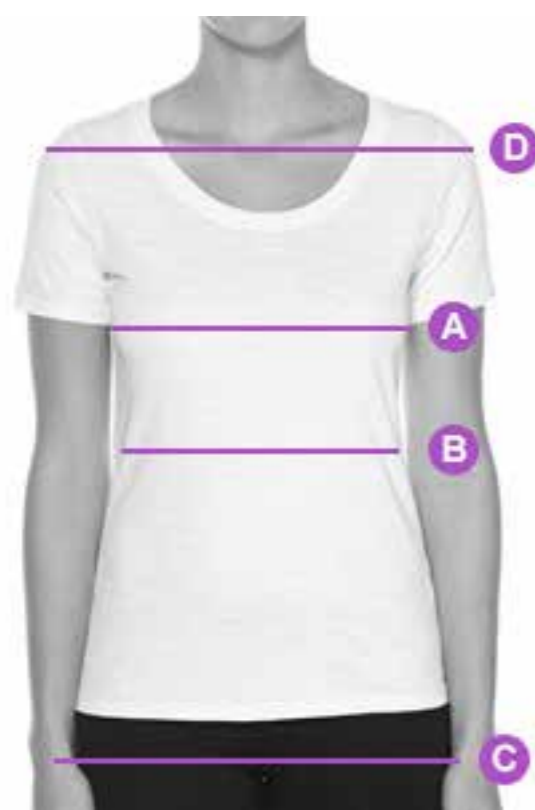
Size	UK Size	EUR Size	US Size
8	8	26	8 1/2
9	9	27	9 1/2
10	10	28	10 1/2
11	11	29	11 1/2
12	12	30	12 1/2
13	13	32	13 1/2
1	1	33	1 1/2
2	2	34	2 1/2
3	3	36	3 1/2
4	4	37	4 1/2
5	5	38	5 1/2



Women Sizing Charts

Tops

Size	Bust (cm)	Waist (cm)	Hip (cm)	Across Shoulder (cm)	Top Length (cm)
8	88	68	94	35	64
10	94	74	100	36	65
12	100	80	106	37	66
14	106	86	112	38	67
16	112	92	118	39	68
18	120	100	126	40	70
20	125	105	131	41	71
22	130	110	136	42	72
24	135	115	141	43	73
26	140	120	146	44	74



Measuring Guide

A - Bust

Measure the circumference 3cm under your arms at the fullest part of your bust. Be sure not to draw the tape too tightly.

B - Waist

Measure the circumference (17cm below arm) around the narrowest part of your waistline with one forefinger between your body and the measuring tape.

C - Hip

Measure the circumference at the fullest and widest part of your lower hip.

D - Across Shoulder

Measure across the upper back from shoulder to shoulder. Measure at the narrowest point of where the shoulder curves to the arm.


Women Sizing Charts



PRODUCTS & MERCHANDISE
COMPANY

Dresses & Skirts

Size	Bust (cm)	Waist (cm)	Hip (cm)	Short Dress Length (cm)	Maxi Dress Length (cm)	Standard Skirt Length (cm)	Maxi Skirt Length (cm)
8	88	68	94	92	144	59	104
10	94	74	100	93	145	60	104
12	100	80	106	94	146	61	104
14	106	86	112	95	147	62	104
16	112	92	118	96	148	63	104
18	120	100	126	100	152	64	104
20	125	105	131	101	153	65	104
22	130	110	136	102	154	66	104
24	135	115	141	103	155	67	104
26	140	120	146	104	156	68	104



Measuring Guide

A - Bust

Measure the circumference 3cm under your arms at the fullest part of your bust. Be sure not to draw the tape too tightly.

B - Waist

Measure the circumference (17cm below arm) around the narrowest part of your waistline with one forefinger between your body and the measuring tape.

C - Hip

Measure the circumference at the fullest and widest part of your lower hip.

D - Across Shoulder

Measure across the upper back from shoulder to shoulder. Measure at the narrowest point of where the shoulder curves to the arm.



Women Sizing Charts

	Cup size (cm)						
	AA	A	B	C	D	DD	E
8	75-77	77-79	79-81				
10	80-82	82-84	84-86	86-88	88-90	90-92	92-94
12	85-87	87-89	89-91	91-93	93-95	95-97	97-99
14	90-92	92-94	94-96	96-98	98-100	100-102	102-104
16		97-99	99-101	101-103	103-105	105-107	107-109
18		102-104	104-106	106-108	108-110	110-112	112-114
20				111-113	113-115	115-117	117-119
22				116-118	118-120	120-122	122-124
24				121-123	123-125	125-127	127-129



Cup Measuring Guide

Measure the cup size in cm

Measure around your chest over the fullest part of the bust (Without squashing).



Women Sizing Charts

Bras

Underbust (cm)

Size	Underbust (cm)
8	63-67
10	68-72
12	73-77
14	78-82
16	83-87
18	88-92
20	93-97
22	98-102
24	103-107



Underbust Measuring Guide

Measure under the bust in cm

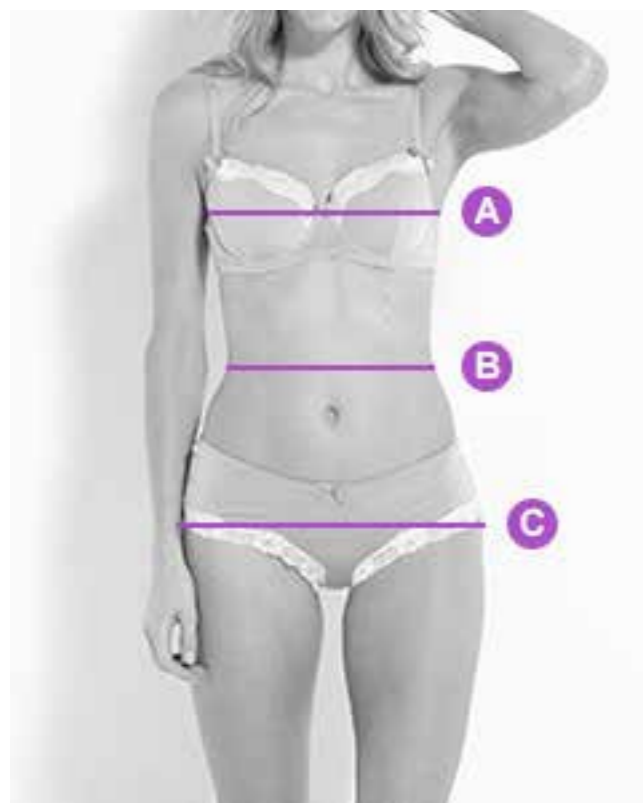
Place a measuring tape firmly around the body. This measurement should be similar to your top size.



Women Sizing Charts

Underwear & Lingerie

Size	Bust (cm)	Waist (cm)	Hip (cm)
8	88	68	94
10	94	74	100
12	100	80	106
14	106	86	112
16	112	92	118
18	120	100	126
20	125	105	131
22	130	110	136
24	135	115	141
26	140	120	146
28	145	125	151
30	150	130	156



Measuring Guide

A - Bust

Measure the circumference 3cm under your arms at the fullest part of your bust. Be sure not to draw the tape too tightly.

B - Waist

Measure the circumference (17cm below arm) around the narrowest part of your waistline with one forefinger between your body and the measuring tape.

C - Hip

Measure the circumference at the fullest and widest part of your lower hip.

Women Sizing Charts



PRODUCTS & MERCHANDISE
COMPANY

Shoes

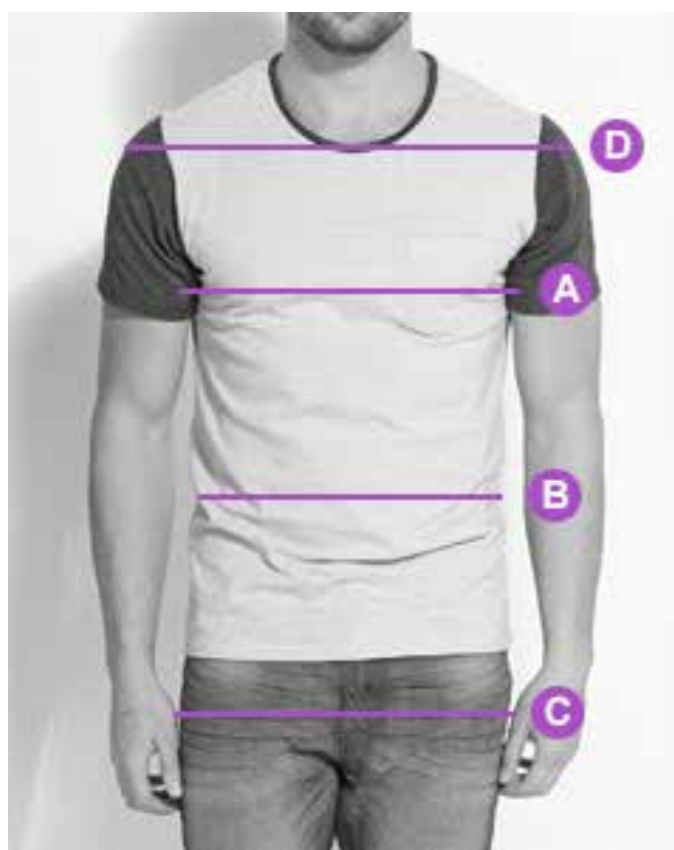
Size	UK Size	EUR Size	US Size
5	3	35.5	5
6	4	37	6
7	5	38	7
8	6	38.5	8
9	7	41	9
10	8	42	10
11	9	43	11



Men Sizing Charts

Tops

Size	Chest (cm)	Waist (cm)	Hip (cm)	Top Length (cm)	Across Shoulder (cm)
S	105	82	103	72	42.5
M	110	87	108	74	45
L	115	92	113	76	47
XL	120	97	118	78	49
XXL	125	102	123	80	51
XXXL	130	107	128	82	53



Measuring Guide

A - Chest

Measure under arms around the fullest part of the chest. Be sure to keep tape level across back and comfortably loose.

B - Waist

Measure the circumference around the narrowest part of the waistline with one forefinger between the body and the measuring tape.

C - Hip

Measure the circumference at the fullest and widest part of the lower hip.

D - Across Shoulder

Measure across the upper back from shoulder to shoulder. Measure at the narrowest point of where the shoulder curves to the arm.

Men Sizing Charts



PRODUCTS & MERCHANDISE
COMPANY

Pants & Shorts

Size	Numeric Size	Waist (cm)	Hip (cm)	Outleg Length (cm)	Standard In-Leg Length (cm)
S	82/32	82	103	109	83
M	87/34	87	108	110	83
L	92/36	92	113	111	83
XL	97/38	97	118	112	83
XXL	102/40	102	123	113	83
XXXL	107/42	107	128	114	83



Measuring Guide

A - Waist

Measure the circumference around the narrowest part of the waistline with one forefinger between the body and the measuring tape.

B - Hip

Measure the circumference at the fullest and widest part of the lower hip.

C - Out-Leg Length

Measure from top of waist (or between waist and hips) to ankle

D - In-Leg Length

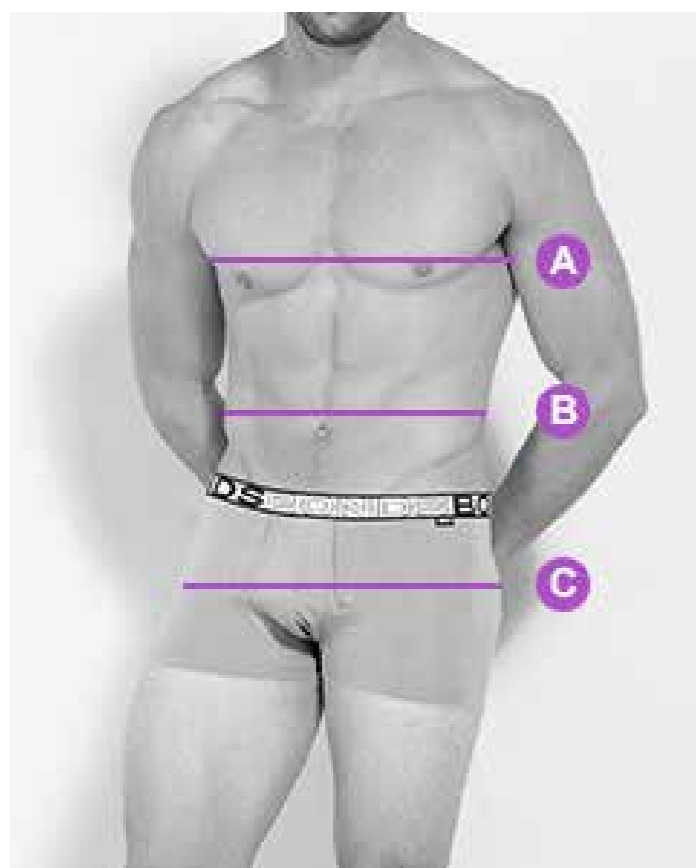
Measure from crotch to floor without shoes.



Men Sizing Charts

Underwear

Size	Numeric Size	Chest (cm)	Waist (cm)	Hip (cm)
S	82/32	90	82	98
M	87/34	95	87	103
L	92/36	100	92	108
XL	97/38	105	97	113
XXL	102/40	110	102	118
XXXL	N/A	115	107	123



Measuring Guide

A - Chest

Measure under arms around the fullest part of the chest. Be sure to keep tape level across back and comfortably loose.

B - Waist

Measure the circumference around the narrowest part of the waistline with one forefinger between the body and the measuring tape.

C - Hip

Measure the circumference at the fullest and widest part of the lower hip.

Men Sizing Charts



PRODUCTS & MERCHANDISE
COMPANY

Boys 0 - 6

Size	Chest (cm)	Waist (cm)	Hip (cm)
0	50	50	50
1	53	52	53
2	56	54	56
3	58	55	59
4	60	56	62
5	62	57	64
6	64	58	66